
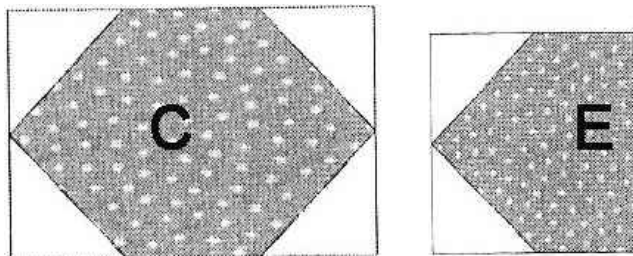


Vestibule or Morning Star

32" Quilt



This simple design shows off an assortment of complex fabric. It's an unusual combination of unpieced blocks with pieced sashing, first published about 1890 by the Ladies Art Company as "Vestibule" and in 1914 as "Morning Star" by the *Household Journal*. The plain squares (B) between the stars finish to 4". There are two distinct areas---the body of the quilt and the edge that finishes out the pattern. Georgann Eglinski made the quilt pictured from the *Morris Garden* collection for Moda.



Cutting Shapes for the Body of the Quilt:

A Cut 3" squares of very light for the sashing cornerstones, the star centers (16).

B Cut 4 1/2" print squares for the unpieced blocks (9).

C Cut print rectangles 3" x 4 3/4". Trim the edges at 45 degree angles to make the C shape (24).

D Cut 2 1/8" squares of very light for the star points. Cut each in half diagonally to make 2 triangles for the sashing (64 squares= 128 triangles).

Cutting Shapes for the Edge

E Cut rectangles 3" x 3 3/8". Trim one edge at a 45 degree angle for the E shape (16).

F Cut print squares 1 7/8" for the corner squares (4).

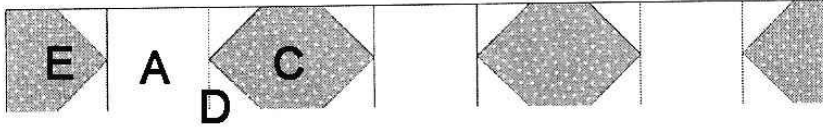
G Cut print rectangles 3" x 4 1/2" for the edges (12).

Piecing the Quilt


Piece strips of 3 different types. Alternate strips 1 and 2.
Then finish the top and bottom with strip 3.

(Please copy these sheets for friends.)

Piece 4 of strip 1



Piece 3 of strip 2.



Piece 2 of strip 3 (1 for top; 1 for bottom).




Borders

The inner border finishes to 3/4".

Cut strips 1 1/4" x 26" for the sides & 1 1/4" x 27 1/2" for the top and bottom.

The outer border finishes to 2 1/2".

Cut strips 3" x 27 1/2" for the sides & strips 3" x 32 1/2" for the top & bottom.



Morning Star with detail by Bobbi Finley. Bobbi closely copied a quilt from about 1910. The pattern for the larger quilt is in the booklet *Cranberry Christmas* from Sunflower Pattern Cooperative.