


Nine Patch/Irish Chain



Miniquilt for Hartfield


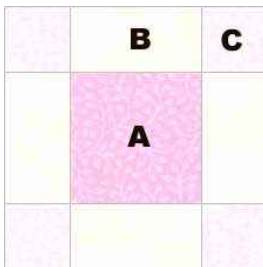
by Barbara Brackman for Moda®

24" Miniquilt

4" Blocks using precut Honey Buns™ and Charm Packs

Among the earliest patchwork patterns is this simple Nine Patch featuring a center square twice as large as the outer squares. Several American quilts in the design are dated 1804 and 1806 and many undated early quilts survive on both sides of the Atlantic. People tend to think of it as a simple Irish Chain, a name in America for a design of linked squares. In the 19th century an Irish Chain was a surveyor's tool, a unit of measure, which is probably where the name came from.

Many people who've written about Jane Austen believe she carried a life-long love for Tom Lefroy, an Irishman who met the young Jane while visiting his aunt. This Irish Chain can remind us of that youthful romance.



The small blocks, finishing to 4", are cut from the 5" Charm squares and 1 1/2" strips called Honey Buns™.

Cutting Instructions for one Block. For the quilt shown you'll need 18 blocks.

A – Cut a square 2 1/2" x 2 1/2" (or cut a 5" charm square into four squares).

You need 1 square per block.

B – Cut 4 rectangles 1 1/2" wide (Honey Bun width) by 2 1/2" long

C – Cut 4 squares 1 1/2" x 1 1/2" (Honey Bun width).

Setting Squares

For the quilt shown you'll need 18 Charm squares trimmed to 4 1/2" x 4 1/2". Add borders if you like.

Not copyright. Copy for friends, students & customers.